

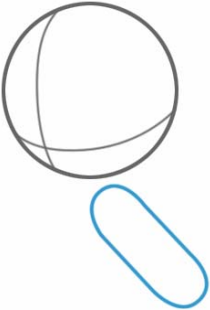
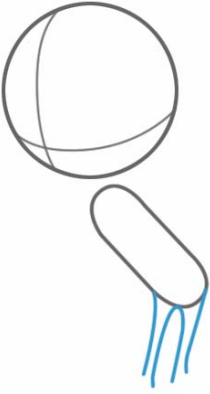
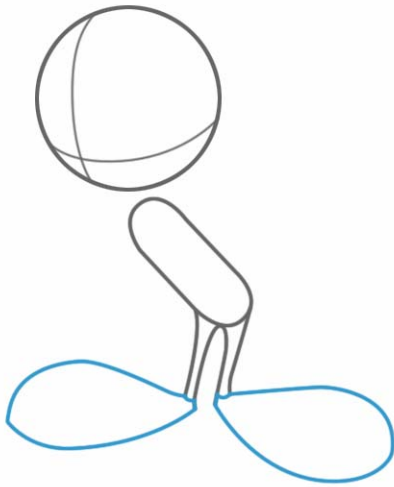


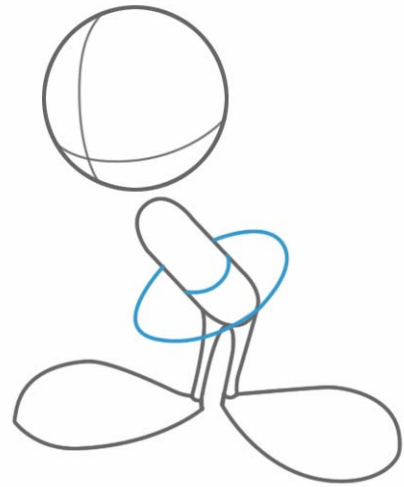
Learning to Cartoon  
Marvin the Martian

<p>Final Drawing</p>  <p>The final drawing shows Marvin the Martian in a full-body line drawing. He is wearing a helmet with a rectangular antenna on top, a tunic with a pocket, and large, flat, oval-shaped shoes. He is holding a ray gun in his right hand and a small object in his left hand.</p>	<p>Step 1</p>  <p>A simple sphere drawn with a circle and a vertical line through the center to indicate depth.</p>
<p>Step 2</p>  <p>The sphere from Step 1 with a simple, rounded hand shape drawn below it.</p>	<p>Step 3</p>  <p>The sphere from Step 2 with three fingers drawn on the hand, extending downwards.</p>


Step 4




Step 5



Step 6



Step 7



Step 8



Step 9



Step 10




Step 11






Step 12




Step 13



Step 14



Step 15



Step 16



Step 17



Step 18



Step 19

